

The Hartford Insurance Group, Inc.
Employee Benefits Portal Registration



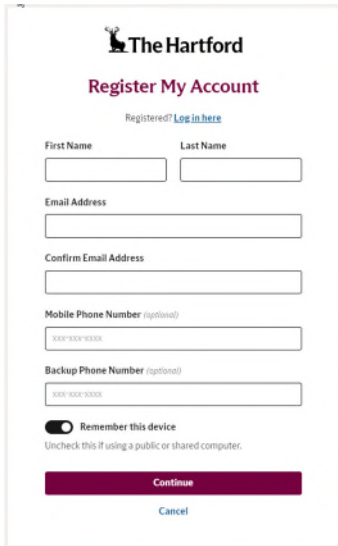
Register as a New User

1 Go to [The Hartford's claims portal](#) and click "Register an Account."

2 Are you an HR administrator?
Click "For my Business" and choose the second option.

Are you an employee claimant?
Click "For myself and/or my family" and choose the second option.

3 Provide registration details.



The Hartford
Register My Account

Registered? [Log in here](#)

First Name Last Name

Email Address

Confirm Email Address

Mobile Phone Number (optional)

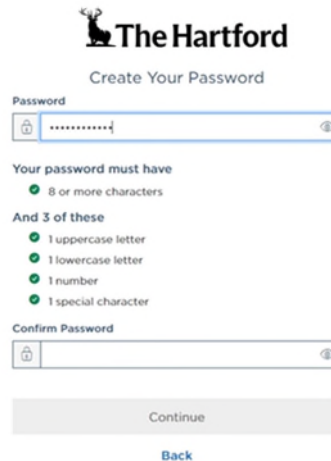
Backup Phone Number (optional)

☐ Remember this device
Uncheck this if using a public or shared computer.

Continue

[Cancel](#)

4 Create password.



The Hartford
Create Your Password

Password

Your password must have

- 8 or more characters

And 3 of these

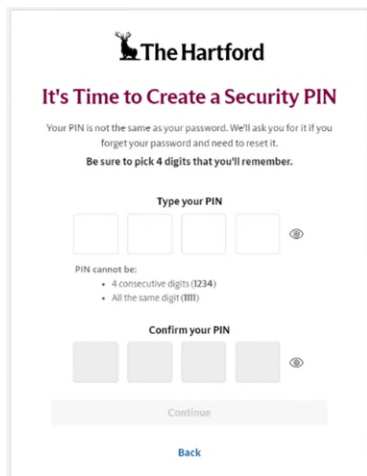
- 1 uppercase letter
- 1 lowercase letter
- 1 number
- 1 special character

Confirm Password

Continue

[Back](#)

5 Create a Security PIN.



The Hartford
It's Time to Create a Security PIN

Your PIN is not the same as your password. We'll ask you for it if you forget your password and need to reset it.

Be sure to pick 4 digits that you'll remember.

Type your PIN

PIN cannot be:

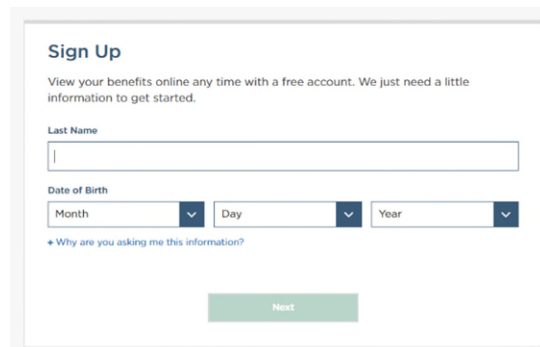
- 4 consecutive digits (1234)
- All the same digit (1111)

Confirm your PIN

Continue

[Back](#)

6 Provide a few more details to verify it's you.



Sign Up

View your benefits online any time with a free account. We just need a little information to get started.

Last Name

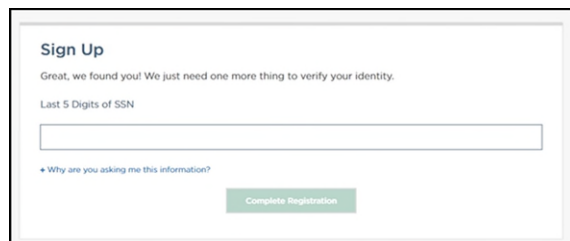
Date of Birth

Month Day Year

[Why are you asking me this information?](#)

Next

You may be asked for your employee ID or the last 5 digits of your Social Security Number.



Sign Up

Great, we found you! We just need one more thing to verify your identity.

Last 5 Digits of SSN

[Why are you asking me this information?](#)

Complete Registration

Your registration for The Hartford's claims portal is now complete.