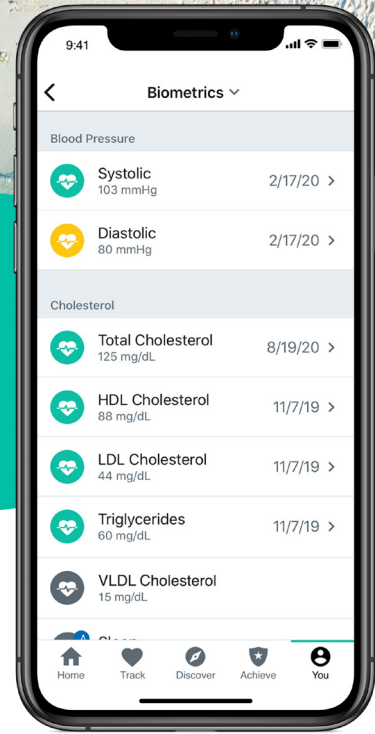




Know Your Numbers

How to Complete Your Biometric Screening

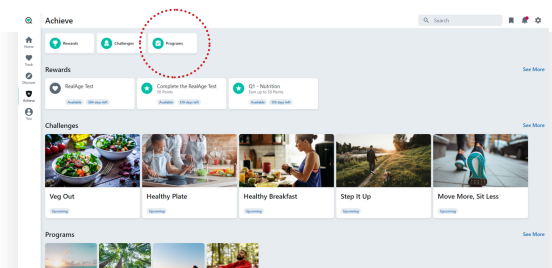
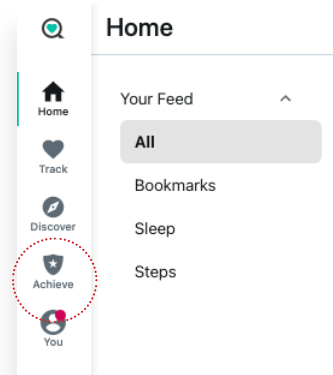
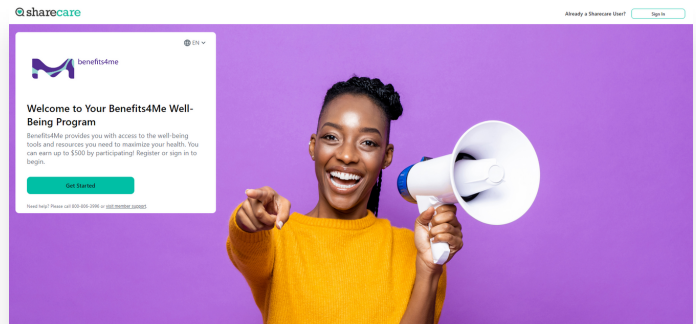
In order to participate in the Benefits4Me Well-Being Program biometric screening, you must register for an account first by visiting benefits4me.sharecare.com for instructions. Once registered, follow these steps to complete your biometric screening by November 30, 2024, to **earn a \$75 reward!**



1 Sign into your account, or log into your account through the Sharecare app.

2 Navigate to **Achieve**.

3 Click on the **Programs** tile.



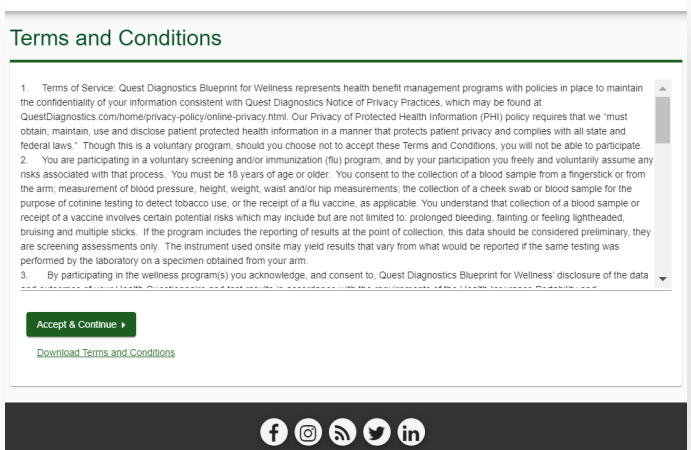
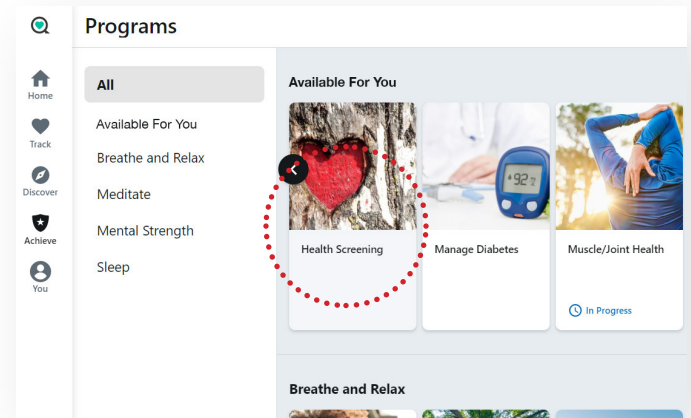
Complete Your Biometric Screening



4 Click on the **Health Screening** tile to be directed to the Quest site to schedule and/or change your appointment at an event or Patient Service Center. (First time users will see a welcome screen before being directed to the Quest site.)

5 After reaching the Quest site, if this is your first time this year, you will need to accept the **Terms and Conditions** and the **Sharecare Consent** to continue.

6 Verify all your information under **Enter Your Information and Mailing Address**. Select if you would like to receive appointment reminders from Quest. Click **Save**.



Enter Your Information

First Name Sample	Last Name Participant
Preferred Name (Nickname)	Birth Date 09/09/1990 Example: 01/25/1980
Phone * 555.555.5555	Self Identified Gender * Female
Mobile Phone	Email Address * SampleParticipant@test.com

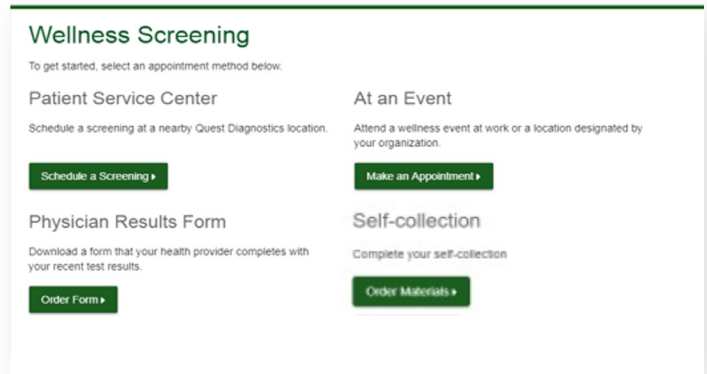
Mailing Address

Address Line 1 * 10000 Sample Blvd	Address Line 2
Country * United States	City * Lenexa
State * KS - Kansas	Postal Code * 66219



Complete Your Biometric Screening

7 Once on the home dashboard under **Wellness Screening**, click on **Schedule a Screening** if you'd like to schedule an appointment at a Patient Service Center, **Make an Appointment** to attend a wellness event, or **Order Form** to request a Physician Results Form.



You will have access to the Quest Diagnostics Health & Wellness site through the Sharecare app to schedule and/or change your Patient Service Center (PSC) appointment, or download and upload your Physician Results Form (PRF) beginning January 1, 2024. If you submit proof of a biometric screening to Quest (for any screenings completed between October 1, 2023 - November 30, 2024), you are eligible to earn the \$75 reward. All screenings must be completed by November 30, 2024 to **earn your \$75 reward**.



Questions? Call 800-806-3996 or visit benefits4me.sharecare.com.

Sharecare, Inc. administers your company Well-Being Program. Before you download Sharecare, you must register from a web browser on your computer or mobile device at benefits4me.sharecare.com. Then, create your user ID and password to use when you sign in to Sharecare. Otherwise, you won't get the added benefits from the Benefits4Me Well-Being Program.